



Customer Service
PO Box 11813
Harrisburg, PA 17108-1813

ACCOUNT STATEMENT

For the Month Ending

November 30, 2018

CITY OF CHARLOTTESVILLE

Client Management Team

David Calvert, CFA

Director
213 Market Street
Harrisburg, PA 17101-2141
(717) 232-2723
calvertd@pfm.com

Nelson L. Bush

Managing Director
4350 N Fairfax Drive, Ste 580
Arlington, VA 22203
(703) 741-0175
bushn@pfm.com

Robert Cheddar, CFA

Managing Director
213 Market Street
Harrisburg, PA 17101-2141
717-231-6202
cheddarr@pfm.com

Leslie Weaber

Client Services Consultant
213 Market Street
Harrisburg, PA 17101-2141
800-338-3383
weaberl@pfm.com

Contents

Cover/Disclosures
Summary Statement
Individual Accounts

Accounts included in Statement

995328 CITY OF CHARLOTTESVILLE

Important Messages

PFM Funds will be closed on 12/25/2018 for Christmas Day.
PFM Funds will be closed on 01/01/2019 for New Year's Day.

CITY OF CHARLOTTESVILLE
JASON VANDEVER
PO BOX 2854
CHARLOTTESVILLE, VA 22902-2854

Online Access www.pfmfunds.com

Customer Service 1-800-338-3383

Important Disclosures

Important Disclosures

This statement is for general information purposes only and is not intended to provide specific advice or recommendations. PFM Asset Management LLC ("PFM") is an investment advisor registered with the Securities and Exchange Commission, and is required to maintain a written disclosure statement of our background and business experience. If you would like to receive a copy of our current disclosure statement, please contact Service Operations at the address below.

Proxy Voting PFM does not normally receive proxies to vote on behalf of its clients. However, it does on occasion receive consent requests. In the event a consent request is received the portfolio manager contacts the client and then proceeds according to their instructions. PFM's Proxy Voting Policy is available upon request by contacting Service Operations at the address below.

Questions About an Account PFM's monthly statement is intended to detail our investment advisory activity as well as the activity of any accounts held by clients in pools that are managed by PFM. The custodian bank maintains the control of assets and executes (i.e., settles) all investment transactions. The custodian statement is the official record of security and cash holdings and transactions. PFM recognizes that clients may use these reports to facilitate record keeping and that the custodian bank statement and the PFM statement should be reconciled and differences resolved. Many custodians use a settlement date basis which may result in the need to reconcile due to a timing difference.

Account Control PFM does not have the authority to withdraw funds from or deposit funds to the custodian. Our clients retain responsibility for their internal accounting policies; implementing and enforcing internal controls and generating ledger entries or otherwise recording transactions.

Market Value Generally, PFM's market prices are derived from closing bid prices as of the last business day of the month as supplied by ICE Data Services or Bloomberg. Where prices are not available from generally recognized sources the securities are priced using a yield-based matrix system to arrive at an estimated market value. Prices that fall between data points are interpolated. Non-negotiable FDIC-insured bank certificates of deposit are priced at par. Although PFM believes the prices to be reliable, the values of the securities do not always represent the prices at which the securities could have been bought or sold. Explanation of the valuation methods for money market and TERM funds is contained in the appropriate fund information statement.

Amortized Cost The original cost of the principal of the security is adjusted for the amount of the periodic reduction of any discount or premium from the purchase date until the date of the report. Discount or premium with respect to short term securities (those with less than one year to maturity at time of issuance) is amortized on a straightline basis. Such discount or premium with respect to longer term securities is amortized using the constant yield basis.

Tax Reporting Cost data and realized gains / losses are provided for informational purposes only. Please review for accuracy and consult your tax advisor to determine the tax consequences of your security transactions. PFM does not report such information to the IRS or other taxing authorities and is not responsible for the accuracy of such information that may be required to be reported to federal, state or other taxing authorities.

Financial Situation In order to better serve you, PFM should be promptly notified of any material change in your investment objective or financial situation.

Callable Securities Securities subject to redemption prior to maturity may be redeemed in whole or in part before maturity, which could affect the yield represented.

Portfolio The securities in this portfolio, including shares of mutual funds, are not guaranteed or otherwise protected by PFM, the FDIC (except for certain non-negotiable certificates of deposit) or any government agency. Investment in securities involves risks, including the possible loss of the amount invested. Actual settlement values, accrued interest, and amortized cost amounts may vary for securities subject to an adjustable interest rate or subject to principal paydowns. Any changes to the values shown may be reflected within the next monthly statement's beginning values.

Rating Information provided for ratings is based upon a good faith inquiry of selected sources, but its accuracy and completeness cannot be guaranteed. Shares of some money market and TERM funds are marketed through representatives of PFM's wholly owned subsidiary, PFM Fund Distributors, Inc. PFM Fund Distributors, Inc. is registered with the SEC as a broker/dealer and is a member of the Financial Industry Regulatory Authority ("FINRA") and the Municipal Securities Rulemaking Board ("MSRB"). You may reach the FINRA by calling the FINRA Regulator Public Disclosure Hotline at 1-888-289-9999 or at the FINRA Regulation Internet website address www.nasd.com. A brochure describing the FINRA Regulation Public Disclosure Program is also available from the FINRA upon request.

Key Terms and Definitions

Dividends on money market funds consist of interest earned, plus any discount ratably amortized to the date of maturity, plus all realized gains and losses on the sale of securities prior to maturity, less ratably amortization of any premium and all accrued expenses to the fund. Dividends are accrued daily and may be paid either monthly or quarterly. The monthly earnings on this statement represent the estimated dividend accrued for the month for any program that distributes earnings on a quarterly basis. There is no guarantee that the estimated amount will be paid on the actual distribution date.

Current Yield is the net change, exclusive of capital changes and income other than investment income, in the value of a hypothetical fund account with a balance of one share over the seven-day base period including the statement date, expressed as a percentage of the value of one share (normally \$1.00 per share) at the beginning of the seven-day period. This resulting net change in account value is then annualized by multiplying it by

365 and dividing the result by 7. The yields quoted should not be considered a representation of the yield of the fund in the future, since the yield is not fixed.

Average maturity represents the average maturity of all securities and investments of a portfolio, determined by multiplying the par or principal value of each security or investment by its maturity (days or years), summing the products, and dividing the sum by the total principal value of the portfolio. The stated maturity date of mortgage backed or callable securities are used in this statement. However the actual maturity of these securities could vary depending on the level or prepayments on the underlying mortgages or whether a callable security has or is still able to be called.

Monthly distribution yield represents the net change in the value of one share (normally \$1.00 per share) resulting from all dividends declared during the month by a fund expressed as a percentage of the value of one share at the beginning of the month. This resulting net change is then annualized by multiplying it by 365 and dividing it by the number of calendar days in the month.

YTM at Cost The yield to maturity at cost is the expected rate of return, based on the original cost, the annual interest receipts, maturity value and the time period from purchase date to maturity, stated as a percentage, on an annualized basis.

YTM at Market The yield to maturity at market is the rate of return, based on the current market value, the annual interest receipts, maturity value and the time period remaining until maturity, stated as a percentage, on an annualized basis.

Managed Account A portfolio of investments managed discretely by PFM according to the client's specific investment policy and requirements. The investments are directly owned by the client and held by the client's custodian.

Unsettled Trade A trade which has been executed however the final consummation of the security transaction and payment has not yet taken place.

Please review the detail pages of this statement carefully. If you think your statement is wrong, missing account information, or if you need more information about a transaction, please contact PFM within 60 days of receipt. If you have other concerns or questions regarding your account you should contact a member of your client management team or PFM Service Operations at the address below.

PFM Asset Management LLC
Attn: Service Operations
213 Market Street
Harrisburg, PA 17101

Account Statement - Transaction Summary

For the Month Ending **November 30, 2018**

CITY OF CHARLOTTESVILLE - CITY OF CHARLOTTESVILLE - 995328

PFM Funds - Govt Select, Instl CI

Opening Market Value	1,066,009.68
Purchases	3,294,508.65
Redemptions	(1,716,338.97)
Unsettled Trades	0.00
Change in Value	0.00

Closing Market Value \$2,644,179.36

Cash Dividends and Income 2,258.74

PFM Funds Managed Account

Opening Market Value	40,327,507.54
Purchases	1,707,970.00
Redemptions	(3,235,000.00)
Unsettled Trades	0.00
Change in Value	55,995.75

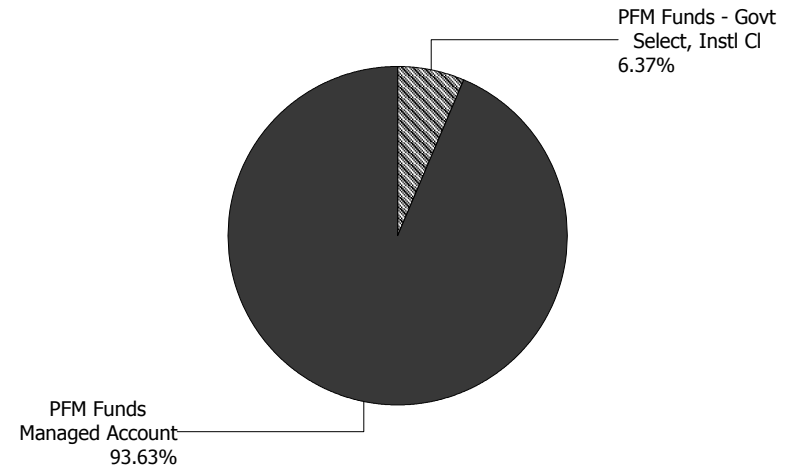
Closing Market Value \$38,856,473.29

Cash Dividends and Income 65,729.18

Asset Summary

	November 30, 2018	October 31, 2018
PFM Funds - Govt Select, Instl CI	2,644,179.36	1,066,009.68
PFM Funds Managed Account	38,856,473.29	40,327,507.54
Total	\$41,500,652.65	\$41,393,517.22

Asset Allocation



Managed Account Summary Statement

For the Month Ending **November 30, 2018**

CITY OF CHARLOTTESVILLE - CITY OF CHARLOTTESVILLE - 995328 - (14201376)

Transaction Summary - Money Market		Transaction Summary - Managed Account		Account Total	
Opening Market Value	\$1,066,009.68	Opening Market Value	\$40,327,507.54	Opening Market Value	\$41,393,517.22
Purchases	3,294,508.65	Maturities/Calls	(3,235,000.00)		
Redemptions	(1,716,338.97)	Principal Dispositions	0.00		
		Principal Acquisitions	1,707,970.00		
		Unsettled Trades	0.00		
		Change in Current Value	55,995.75		
Closing Market Value	\$2,644,179.36	Closing Market Value	\$38,856,473.29	Closing Market Value	\$41,500,652.65
Dividend	2,258.74				

Earnings Reconciliation (Cash Basis) - Managed Account		Cash Balance	
Interest/Dividends/Coupons Received	57,249.91	Closing Cash Balance	\$0.00
Less Purchased Interest Related to Interest/Coupons	(4,205.73)		
Plus Net Realized Gains/Losses	12,685.00		
Total Cash Basis Earnings	\$65,729.18		

Earnings Reconciliation (Accrual Basis)			Cash Transactions Summary- Managed Account	
	Managed Account	Total		
Ending Amortized Value of Securities	39,125,282.50	41,769,461.86	Maturities/Calls	3,235,000.00
Ending Accrued Interest	121,119.05	121,119.05	Sale Proceeds	0.00
Plus Proceeds from Sales	0.00	1,716,338.97	Coupon/Interest/Dividend Income	57,249.91
Plus Proceeds of Maturities/Calls/Principal Payments	3,235,000.00	3,235,000.00	Principal Payments	0.00
Plus Coupons/Dividends Received	57,249.91	57,249.91	Security Purchases	(1,712,175.73)
Less Cost of New Purchases	(1,712,175.73)	(5,006,684.38)	Net Cash Contribution	(1,580,074.18)
Less Beginning Amortized Value of Securities	(40,635,473.64)	(41,701,483.32)	Reconciling Transactions	0.00
Less Beginning Accrued Interest	(126,650.65)	(126,650.65)		
Dividends	0.00	2,258.74		
Total Accrual Basis Earnings	\$64,351.44	\$66,610.18		

Portfolio Summary and Statistics

For the Month Ending **November 30, 2018**

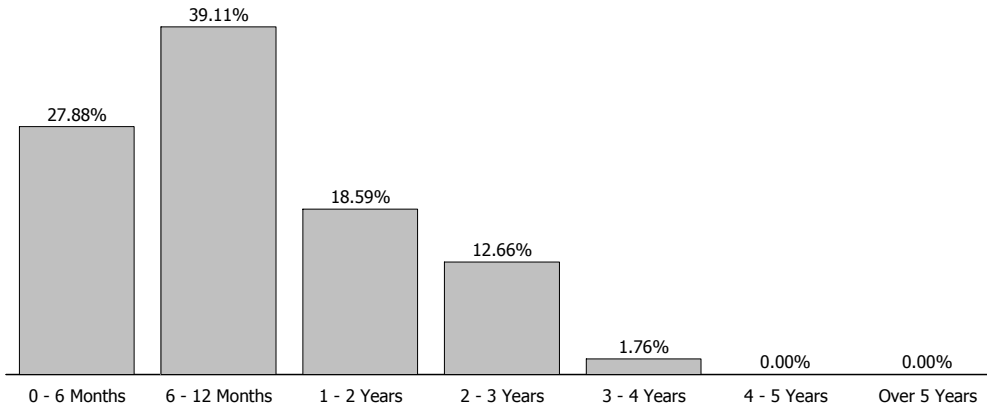
CITY OF CHARLOTTESVILLE - CITY OF CHARLOTTESVILLE - 995328 - (14201376)

Account Summary

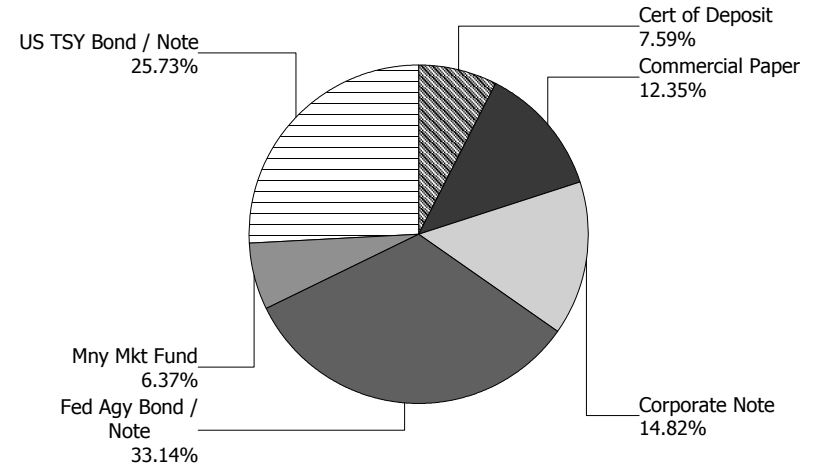
Description	Par Value	Market Value	Percent
U.S. Treasury Bond / Note	10,850,000.00	10,679,286.80	25.73
Federal Agency Bond / Note	13,875,000.00	13,752,192.50	33.14
Corporate Note	6,225,000.00	6,150,640.03	14.82
Commercial Paper	5,175,000.00	5,123,462.93	12.35
Certificate of Deposit	3,175,000.00	3,150,891.03	7.59
Managed Account Sub-Total	39,300,000.00	38,856,473.29	93.63%
Accrued Interest		121,119.05	
Total Portfolio	39,300,000.00	38,977,592.34	
PFM Funds - Govt Select, Instl Cl	2,644,179.36	2,644,179.36	6.37
Total Investments	41,944,179.36	41,621,771.70	100.00%

Unsettled Trades **0.00** **0.00**

Maturity Distribution



Sector Allocation



Characteristics

Yield to Maturity at Cost	1.94%
Yield to Maturity at Market	2.77%
Duration to Worst	1.04
Weighted Average Days to Maturity	389

Managed Account Issuer Summary

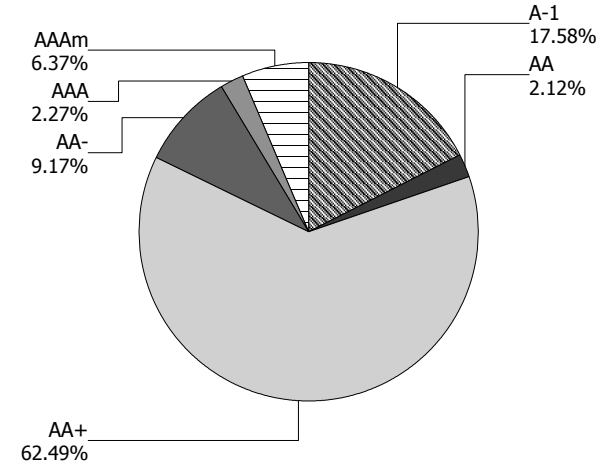
For the Month Ending **November 30, 2018**

CITY OF CHARLOTTESVILLE - CITY OF CHARLOTTESVILLE - 995328 - (14201376)

Issuer Summary

Issuer	Market Value of Holdings	Percent
APPLE INC	763,300.00	1.84
BANK OF MONTREAL	994,392.00	2.40
BERKSHIRE HATHAWAY INC	879,001.44	2.12
BNP PARIBAS	1,193,215.20	2.88
CANADIAN IMPERIAL BANK OF COMMERCE	980,392.00	2.36
EXXON MOBIL CORP	739,539.00	1.78
FANNIE MAE	7,867,679.00	18.96
FEDERAL HOME LOAN BANKS	2,905,339.50	7.00
FREDDIE MAC	2,979,174.00	7.18
GOLDMAN SACHS GROUP INC	1,198,124.11	2.89
JOHNSON & JOHNSON	210,862.97	0.51
JP MORGAN CHASE & CO	982,676.00	2.37
MICROSOFT CORP	731,041.50	1.76
MITSUBISHI UFJ FINANCIAL GROUP INC	972,787.73	2.34
MIZUHO FINANCIAL GROUP INC.	974,038.92	2.35
PFM Funds - Govt Select, Instl CI	2,644,179.36	6.37
PROCTER & GAMBLE CO	249,612.87	0.60
SWEDBANK AB	978,728.00	2.36
TORONTO-DOMINION BANK	798,865.60	1.92
TOYOTA MOTOR CORP	987,103.85	2.38
UNITED STATES TREASURY	10,679,286.80	25.72
WESTPAC BANKING CORP	791,312.80	1.91
Total	\$41,500,652.65	100.00%

Credit Quality (S&P Ratings)



Managed Account Detail of Securities Held

For the Month Ending **November 30, 2018**

CITY OF CHARLOTTESVILLE - CITY OF CHARLOTTESVILLE - 995328 - (14201376)

Security Type/Description Dated Date/Coupon/Maturity	CUSIP	Par	S&P Rating	Moody's Rating	Trade Date	Settle Date	Original Cost	YTM at Cost	Accrued Interest	Amortized Cost	Market Value
U.S. Treasury Bond / Note											
US TREASURY NOTES DTD 07/02/2012 1.000% 06/30/2019	912828TC4	1,000,000.00	AA+	Aaa	04/25/18	04/26/18	984,765.63	2.32	4,184.78	992,446.09	990,898.00
US TREASURY NOTES DTD 12/01/2014 1.500% 11/30/2019	912828G61	2,275,000.00	AA+	Aaa	12/02/16	12/05/16	2,282,020.51	1.39	93.75	2,277,377.44	2,247,094.85
US TREASURY NOTES DTD 06/01/2015 1.500% 05/31/2020	912828XE5	1,100,000.00	AA+	Aaa	05/08/18	05/10/18	1,077,140.63	2.54	45.33	1,083,253.47	1,078,902.00
US TREASURY NOTES DTD 07/31/2015 1.625% 07/31/2020	912828XM7	800,000.00	AA+	Aaa	11/27/17	11/28/17	796,187.50	1.81	4,345.11	797,608.31	784,500.00
US TREASURY N/B DTD 09/15/2017 1.375% 09/15/2020	9128282V1	675,000.00	AA+	Aaa	06/15/18	06/15/18	657,043.95	2.60	1,974.19	660,664.01	658,282.95
US TREASURY NOTES DTD 10/31/2015 1.375% 10/31/2020	912828L99	1,000,000.00	AA+	Aaa	11/01/17	11/01/17	988,437.50	1.77	1,177.49	992,545.83	973,047.00
US TREASURY N/B NOTES DTD 01/16/2018 2.000% 01/15/2021	912828301	2,000,000.00	AA+	Aaa	10/15/18	10/16/18	1,961,093.75	2.90	15,108.70	1,963,212.30	1,966,328.00
US TREASURY N/B NOTES DTD 03/15/2018 2.375% 03/15/2021	9128284B3	2,000,000.00	AA+	Aaa	10/15/18	10/16/18	1,975,390.63	2.91	10,103.59	1,976,654.98	1,980,234.00
Security Type Sub-Total		10,850,000.00					10,722,080.10	2.29	37,032.94	10,743,762.43	10,679,286.80

Federal Agency Bond / Note											
FHLB NOTES DTD 12/08/2016 1.250% 01/16/2019	3130AAE46	725,000.00	AA+	Aaa	12/07/16	12/08/16	724,971.00	1.25	3,398.44	724,998.12	723,999.50
FNMA BENCHMARK NOTE DTD 02/23/2016 1.000% 02/26/2019	3135G0J53	1,000,000.00	AA+	Aaa	02/19/16	02/23/16	997,640.00	1.08	2,638.89	999,812.25	996,788.00
FNMA BENCHMARK NOTE DTD 02/23/2016 1.000% 02/26/2019	3135G0J53	1,000,000.00	AA+	Aaa	09/01/16	09/02/16	1,000,650.00	0.97	2,638.89	1,000,062.44	996,788.00
FREDDIE MAC NOTES DTD 03/21/2016 1.125% 04/15/2019	3137EADZ9	2,000,000.00	AA+	Aaa	09/01/16	09/02/16	2,007,060.00	0.99	2,875.00	2,001,014.46	1,990,090.00
FHLB GLOBAL NOTE DTD 06/03/2016 1.125% 06/21/2019	3130A8DB6	2,000,000.00	AA+	Aaa	07/13/16	07/14/16	2,015,500.00	0.86	10,000.00	2,002,962.72	1,984,088.00

Managed Account Detail of Securities Held

For the Month Ending **November 30, 2018**

CITY OF CHARLOTTESVILLE - CITY OF CHARLOTTESVILLE - 995328 - (14201376)

Security Type/Description Dated Date/Coupon/Maturity	CUSIP	Par	S&P Rating	Moody's Rating	Trade Date	Settle Date	Original Cost	YTM at Cost	Accrued Interest	Amortized Cost	Market Value
Federal Agency Bond / Note											
FILMC REFERENCE NOTE DTD 07/20/2016 0.875% 07/19/2019	3137EAEB1	1,000,000.00	AA+	Aaa	07/19/16	07/20/16	997,580.00	0.96	3,208.33	999,483.03	989,084.00
FNMA BENCHMARK NOTE DTD 08/02/2016 0.875% 08/02/2019	3135G0N33	950,000.00	AA+	Aaa	07/29/16	08/02/16	948,404.00	0.93	2,747.74	949,640.13	938,752.00
FNMA NOTES DTD 09/02/2016 1.000% 08/28/2019	3135G0P49	2,000,000.00	AA+	Aaa	08/31/16	09/02/16	1,996,880.00	1.05	5,166.67	1,999,216.84	1,975,578.00
FHLB GLOBAL NOTES DTD 09/09/2016 1.000% 09/26/2019	3130A9EP2	200,000.00	AA+	Aaa	10/18/16	10/19/16	199,794.00	1.04	361.11	199,941.98	197,252.00
FANNIE MAE GLOBAL NOTES DTD 10/25/2016 1.000% 10/24/2019	3135G0R39	2,000,000.00	AA+	Aaa	12/02/16	12/05/16	1,974,420.00	1.45	2,055.56	1,991,937.48	1,969,174.00
FANNIE MAE NOTES DTD 04/13/2018 2.500% 04/13/2021	3135G0U27	1,000,000.00	AA+	Aaa	06/15/18	06/15/18	993,710.00	2.73	3,333.33	994,720.58	990,599.00

Security Type Sub-Total		13,875,000.00					13,856,609.00	1.18	38,423.96	13,863,790.03	13,752,192.50
--------------------------------	--	----------------------	--	--	--	--	----------------------	-------------	------------------	----------------------	----------------------

Corporate Note											
BERKSHIRE HATHAWAY INC NOTES DTD 03/15/2016 1.700% 03/15/2019	084664CG4	80,000.00	AA	Aa2	03/08/16	03/15/16	79,939.20	1.73	287.11	79,994.02	79,757.44
APPLE INC CORP NOTES DTD 08/04/2016 1.100% 08/02/2019	037833CB4	450,000.00	AA+	Aa1	07/28/16	08/04/16	449,550.00	1.13	1,608.75	449,898.13	444,740.85
WESTPAC BANKING CORP NOTES DTD 08/19/2016 1.600% 08/19/2019	961214CY7	800,000.00	AA-	Aa3	08/11/16	08/19/16	799,856.00	1.61	3,626.67	799,964.99	791,312.80
TOYOTA MOTOR CORP NOTES DTD 10/18/2016 1.550% 10/18/2019	89236TDH5	550,000.00	AA-	Aa3	10/13/16	10/18/16	549,725.00	1.57	1,018.26	549,917.98	543,552.35
EXXON MOBIL (CALLABLE) CORP NOTE DTD 03/06/2015 1.912% 03/06/2020	30231GAG7	750,000.00	AA+	Aaa	07/13/17	07/18/17	753,000.00	1.76	3,385.83	751,410.01	739,539.00
TOYOTA MOTOR CREDIT CORP DTD 04/17/2017 1.950% 04/17/2020	89236TDU6	450,000.00	AA-	Aa3	07/13/17	07/18/17	450,832.50	1.88	1,072.50	450,425.34	443,551.50

Managed Account Detail of Securities Held

For the Month Ending November 30, 2018

CITY OF CHARLOTTESVILLE - CITY OF CHARLOTTESVILLE - 995328 - (14201376)

Security Type/Description Dated Date/Coupon/Maturity	CUSIP	Par	S&P Rating	Moody's Rating	Trade Date	Settle Date	Original Cost	YTM at Cost	Accrued Interest	Amortized Cost	Market Value
Corporate Note											
TORONTO-DOMINION BANK DTD 09/17/2018 3.150% 09/17/2020	89114QC71	800,000.00	AA-	Aa1	09/10/18	09/17/18	799,832.00	3.16	5,180.00	799,848.86	798,865.60
BERKSHIRE HATHAWAY FIN GLOBAL NOTES DTD 10/15/2013 2.900% 10/15/2020	084664BZ3	800,000.00	AA	Aa2	08/11/17	08/16/17	828,088.00	1.75	2,964.44	816,811.12	799,244.00
THE PROCTER & GAMBLE CO CORP NOTES DTD 10/25/2017 1.900% 10/23/2020	742718FA2	255,000.00	AA-	Aa3	10/23/17	10/25/17	254,609.85	1.95	511.42	254,750.51	249,612.87
JOHNSON & JOHNSON CORP NOTE DTD 11/10/2017 1.950% 11/10/2020	478160CH5	215,000.00	AAA	Aaa	11/08/17	11/10/17	214,769.95	1.99	244.56	214,849.57	210,862.97
APPLE INC CORP NOTES DTD 02/23/2016 2.250% 02/23/2021	037833BS8	325,000.00	AA+	Aa1	10/15/18	10/17/18	318,701.50	3.11	1,990.63	319,020.83	318,559.15
MICROSOFT CORP (CALLABLE) NOTE DTD 02/12/2015 2.375% 02/12/2022	594918BA1	750,000.00	AAA	Aaa	11/05/18	11/07/18	729,495.00	3.26	5,393.23	729,897.98	731,041.50
Security Type Sub-Total		6,225,000.00					6,228,399.00	2.13	27,283.40	6,216,789.34	6,150,640.03
Commercial Paper											
MUFG BANK LTD/NY COMM PAPER DTD 08/06/2018 0.000% 01/03/2019	62479MN33	975,000.00	A-1	P-1	08/06/18	08/06/18	965,371.88	2.39	0.00	972,881.81	972,787.73
BANK OF MONTREAL CHICAGO COMM PAPER DTD 05/22/2018 0.000% 02/15/2019	06366HPF8	1,000,000.00	A-1	P-1	05/22/18	05/22/18	981,244.72	2.56	0.00	994,701.11	994,392.00
BNP PARIBAS NY BRANCH COMM PAPER DTD 06/18/2018 0.000% 02/19/2019	09659CPK8	1,200,000.00	A-1	P-1	07/17/18	07/17/18	1,182,712.33	2.42	0.00	1,193,626.67	1,193,215.20
JP MORGAN SECURITIES LLC COMM PAPER DTD 10/04/2018 0.000% 07/01/2019	46640OU17	1,000,000.00	A-1	P-1	10/16/18	10/16/18	980,363.33	2.79	0.00	983,864.44	982,676.00
CANADIAN IMPERIAL HOLDING COMM PAPER DTD 11/01/2018 0.000% 07/29/2019	13607FUV6	1,000,000.00	A-1	P-1	11/01/18	11/01/18	978,475.00	2.93	0.00	980,866.67	980,392.00
Security Type Sub-Total		5,175,000.00					5,088,167.26	2.61	0.00	5,125,940.70	5,123,462.93

Managed Account Detail of Securities Held

For the Month Ending **November 30, 2018**

CITY OF CHARLOTTESVILLE - CITY OF CHARLOTTESVILLE - 995328 - (14201376)

Security Type/Description	Dated Date/Coupon/Maturity	CUSIP	Par	S&P Rating	Moody's Rating	Trade Date	Settle Date	Original Cost	YTM at Cost	Accrued Interest	Amortized Cost	Market Value
Certificate of Deposit												
MIZUHO BANK LTD/NY CERT DEPOS DTD 08/15/2018 2.450% 02/11/2019		60700AP81	975,000.00	A-1	P-1	08/14/18	08/15/18	975,000.00	2.45	7,166.25	975,000.00	974,038.92
GOLDMAN SACHS BANK USA CERT DEPOS DTD 08/13/2018 2.800% 08/05/2019		40054PAE5	1,200,000.00	A-1	P-1	08/10/18	08/13/18	1,200,000.00	2.80	10,266.67	1,200,000.00	1,198,124.11
SWEDBANK (NEW YORK) CERT DEPOS DTD 11/17/2017 2.270% 11/16/2020		87019U6D6	1,000,000.00	AA-	Aa2	11/16/17	11/17/17	1,000,000.00	2.30	945.83	1,000,000.00	978,728.00
Security Type Sub-Total			3,175,000.00					3,175,000.00	2.54	18,378.75	3,175,000.00	3,150,891.03
Managed Account Sub-Total			39,300,000.00					39,070,255.36	1.94	121,119.05	39,125,282.50	38,856,473.29
Money Market Mutual Fund												
PFM Funds - Govt Select, Instl Cl			2,644,179.36	AAAm	NR			2,644,179.36		0.00	2,644,179.36	2,644,179.36
Money Market Sub-Total			2,644,179.36					2,644,179.36		0.00	2,644,179.36	2,644,179.36
Securities Sub-Total			\$41,944,179.36					\$41,714,434.72	1.94%	\$121,119.05	\$41,769,461.86	\$41,500,652.65
Accrued Interest												\$121,119.05
Total Investments												\$41,621,771.70

Managed Account Fair Market Value & Analytics

For the Month Ending November 30, 2018

CITY OF CHARLOTTESVILLE - CITY OF CHARLOTTESVILLE - 995328 - (14201376)

Security Type/Description Dated Date/Coupon/Maturity	CUSIP	Par	Broker	Next Call Date	Market Price	Market Value	Unreal G/L On Cost	Unreal G/L Amort Cost	Effective Duration	Duration to Worst at Mkt	YTM
U.S. Treasury Bond / Note											
US TREASURY NOTES DTD 07/02/2012 1.000% 06/30/2019	912828TC4	1,000,000.00	JPM_CHAS		99.09	990,898.00	6,132.37	(1,548.09)	0.57	0.57	2.58
US TREASURY NOTES DTD 12/01/2014 1.500% 11/30/2019	912828G61	2,275,000.00	MORGANST		98.77	2,247,094.85	(34,925.66)	(30,282.59)	0.98	0.98	2.75
US TREASURY NOTES DTD 06/01/2015 1.500% 05/31/2020	912828XE5	1,100,000.00	JPM_CHAS		98.08	1,078,902.00	1,761.37	(4,351.47)	1.47	1.47	2.81
US TREASURY NOTES DTD 07/31/2015 1.625% 07/31/2020	912828XM7	800,000.00	MERRILL		98.06	784,500.00	(11,687.50)	(13,108.31)	1.62	1.62	2.82
US TREASURY N/B DTD 09/15/2017 1.375% 09/15/2020	9128282V1	675,000.00	JPM_CHAS		97.52	658,282.95	1,239.00	(2,381.06)	1.74	1.74	2.80
US TREASURY NOTES DTD 10/31/2015 1.375% 10/31/2020	912828L99	1,000,000.00	JPM_CHAS		97.30	973,047.00	(15,390.50)	(19,498.83)	1.87	1.87	2.83
US TREASURY N/B NOTES DTD 01/16/2018 2.000% 01/15/2021	9128283Q1	2,000,000.00	MERRILL		98.32	1,966,328.00	5,234.25	3,115.70	2.05	2.05	2.82
US TREASURY N/B NOTES DTD 03/15/2018 2.375% 03/15/2021	9128284B3	2,000,000.00	MERRILL		99.01	1,980,234.00	4,843.37	3,579.02	2.20	2.20	2.82

Security Type Sub-Total		10,850,000.00				10,679,286.80	(42,793.30)	(64,475.63)	1.59	1.59	2.78
--------------------------------	--	----------------------	--	--	--	----------------------	--------------------	--------------------	-------------	-------------	-------------

Federal Agency Bond / Note											
FHLB NOTES DTD 12/08/2016 1.250% 01/16/2019	3130AAE46	725,000.00	BAML		99.86	723,999.50	(971.50)	(998.62)	0.13	0.13	2.32
FNMA BENCHMARK NOTE DTD 02/23/2016 1.000% 02/26/2019	3135G0J53	1,000,000.00	JPMCHASE		99.68	996,788.00	(852.00)	(3,024.25)	0.24	0.24	2.35
FNMA BENCHMARK NOTE DTD 02/23/2016 1.000% 02/26/2019	3135G0J53	1,000,000.00	RBS_SEC		99.68	996,788.00	(3,862.00)	(3,274.44)	0.24	0.24	2.35
FREDDIE MAC NOTES DTD 03/21/2016 1.125% 04/15/2019	3137EADZ9	2,000,000.00	RBS_SEC		99.50	1,990,090.00	(16,970.00)	(10,924.46)	0.37	0.37	2.46
FHLB GLOBAL NOTE DTD 06/03/2016 1.125% 06/21/2019	3130A8DB6	2,000,000.00	MERRILL		99.20	1,984,088.00	(31,412.00)	(18,874.72)	0.55	0.55	2.57
FHLMC REFERENCE NOTE DTD 07/20/2016 0.875% 07/19/2019	3137EAEB1	1,000,000.00	TD SEC U		98.91	989,084.00	(8,496.00)	(10,399.03)	0.63	0.63	2.62
FNMA BENCHMARK NOTE DTD 08/02/2016 0.875% 08/02/2019	3135G0N33	950,000.00	GOLDMAN		98.82	938,752.00	(9,652.00)	(10,888.13)	0.66	0.66	2.66

Managed Account Fair Market Value & Analytics

For the Month Ending **November 30, 2018**

CITY OF CHARLOTTESVILLE - CITY OF CHARLOTTESVILLE - 995328 - (14201376)

Security Type/Description Dated Date/Coupon/Maturity	CUSIP	Par	Broker	Next Call Date	Market Price	Market Value	Unreal G/L On Cost	Unreal G/L Amort Cost	Effective Duration	Duration to Worst at Mkt	YTM
Federal Agency Bond / Note											
FNMA NOTES DTD 09/02/2016 1.000% 08/28/2019	3135G0P49	2,000,000.00	GOLDMAN		98.78	1,975,578.00	(21,302.00)	(23,638.84)	0.73	0.73	2.67
FHLB GLOBAL NOTES DTD 09/09/2016 1.000% 09/26/2019	3130A9EP2	200,000.00	BONY		98.63	197,252.00	(2,542.00)	(2,689.98)	0.81	0.81	2.70
FANNIE MAE GLOBAL NOTES DTD 10/25/2016 1.000% 10/24/2019	3135G0R39	2,000,000.00	BARCLAYS		98.46	1,969,174.00	(5,246.00)	(22,763.48)	0.89	0.89	2.74
FANNIE MAE NOTES DTD 04/13/2018 2.500% 04/13/2021	3135G0U27	1,000,000.00	NOMURA		99.06	990,599.00	(3,111.00)	(4,121.58)	2.28	2.28	2.91

Security Type Sub-Total		13,875,000.00				13,752,192.50	(104,416.50)	(111,597.53)	0.67	0.67	2.58
--------------------------------	--	----------------------	--	--	--	----------------------	---------------------	---------------------	-------------	-------------	-------------

Corporate Note											
BERKSHIRE HATHAWAY INC NOTES DTD 03/15/2016 1.700% 03/15/2019	084664CG4	80,000.00	JPMCHASE		99.70	79,757.44	(181.76)	(236.58)	0.29	0.29	2.74
APPLE INC CORP NOTES DTD 08/04/2016 1.100% 08/02/2019	037833CB4	450,000.00	GOLDMAN		98.83	444,740.85	(4,809.15)	(5,157.28)	0.66	0.66	2.87
WESTPAC BANKING CORP NOTES DTD 08/19/2016 1.600% 08/19/2019	961214CY7	800,000.00	CITIGRP		98.91	791,312.80	(8,543.20)	(8,652.19)	0.70	0.70	3.14
TOYOTA MOTOR CORP NOTES DTD 10/18/2016 1.550% 10/18/2019	89236TDH5	550,000.00	MERRILL		98.83	543,552.35	(6,172.65)	(6,365.63)	0.87	0.87	2.90
EXXON MOBIL (CALLABLE) CORP NOTE DTD 03/06/2015 1.912% 03/06/2020	30231GAG7	750,000.00	CITIGRP	02/06/20	98.61	739,539.00	(13,461.00)	(11,871.01)	1.22	1.23	3.04
TOYOTA MOTOR CREDIT CORP DTD 04/17/2017 1.950% 04/17/2020	89236TDU6	450,000.00	CANT_FIT		98.57	443,551.50	(7,281.00)	(6,873.84)	1.35	1.35	3.02
TORONTO-DOMINION BANK DTD 09/17/2018 3.150% 09/17/2020	89114OC71	800,000.00	TD		99.86	798,865.60	(966.40)	(983.26)	1.72	1.72	3.23
BERKSHIRE HATHAWAY FIN GLOBAL NOTES DTD 10/15/2013 2.900% 10/15/2020	084664BZ3	800,000.00	WELLS_FA		99.91	799,244.00	(28,844.00)	(17,567.12)	1.81	1.81	2.95
THE PROCTER & GAMBLE CO CORP NOTES DTD 10/25/2017 1.900% 10/23/2020	742718FA2	255,000.00	HSBC		97.89	249,612.87	(4,996.98)	(5,137.64)	1.84	1.84	3.05
JOHNSON & JOHNSON CORP NOTE DTD 11/10/2017 1.950% 11/10/2020	478160CH5	215,000.00	JPM_CHAS		98.08	210,862.97	(3,906.98)	(3,986.60)	1.89	1.89	2.98

Managed Account Fair Market Value & Analytics

For the Month Ending **November 30, 2018**

CITY OF CHARLOTTESVILLE - CITY OF CHARLOTTESVILLE - 995328 - (14201376)

Security Type/Description Dated Date/Coupon/Maturity	CUSIP	Par	Broker	Next Call Date	Market Price	Market Value	Unreal G/L On Cost	Unreal G/L Amort Cost	Effective Duration	Duration to Worst at Mkt	YTM
Corporate Note											
APPLE INC CORP NOTES DTD 02/23/2016 2.250% 02/23/2021	037833BS8	325,000.00	US_BANCO		98.02	318,559.15	(142.35)	(461.68)	2.14	2.14	3.18
MICROSOFT CORP (CALLABLE) NOTE DTD 02/12/2015 2.375% 02/12/2022	594918BA1	750,000.00	US_BANCO	01/12/22	97.47	731,041.50	1,546.50	1,143.52	3.01	3.03	3.21
Security Type Sub-Total		6,225,000.00				6,150,640.03	(77,758.97)	(66,149.31)	1.53	1.53	3.06
Commercial Paper											
MUFG BANK LTD/NY COMM PAPER DTD 08/06/2018 0.000% 01/03/2019	62479MN33	975,000.00	MITSU		99.77	972,787.73	7,415.85	(94.08)	0.09	0.09	2.41
BANK OF MONTREAL CHICAGO COMM PAPER DTD 05/22/2018 0.000% 02/15/2019	06366HPF8	1,000,000.00	BMO		99.44	994,392.00	13,147.28	(309.11)	0.21	0.21	2.64
BNP PARIBAS NY BRANCH COMM PAPER DTD 06/18/2018 0.000% 02/19/2019	09659CPK8	1,200,000.00	BNP_PARI		99.43	1,193,215.20	10,502.87	(411.47)	0.22	0.22	2.53
JP MORGAN SECURITIES LLC COMM PAPER DTD 10/04/2018 0.000% 07/01/2019	46640QU17	1,000,000.00	JPM_CHAS		98.27	982,676.00	2,312.67	(1,188.44)	0.58	0.58	2.98
CANADIAN IMPERIAL HOLDING COMM PAPER DTD 11/01/2018 0.000% 07/29/2019	13607FUV6	1,000,000.00	CIBC		98.04	980,392.00	1,917.00	(474.67)	0.65	0.65	2.99
Security Type Sub-Total		5,175,000.00				5,123,462.93	35,295.67	(2,477.77)	0.34	0.34	2.70
Certificate of Deposit											
MIZUHO BANK LTD/NY CERT DEPOS DTD 08/15/2018 2.450% 02/11/2019	60700AP81	975,000.00	MIZUHO		99.90	974,038.92	(961.08)	(961.08)	0.20	0.20	2.66
GOLDMAN SACHS BANK USA CERT DEPOS DTD 08/13/2018 2.800% 08/05/2019	40054PAE5	1,200,000.00	GOLDMAN		99.84	1,198,124.11	(1,875.89)	(1,875.89)	0.66	0.66	3.01
SWEDBANK (NEW YORK) CERT DEPOS DTD 11/17/2017 2.270% 11/16/2020	87019U6D6	1,000,000.00	MERRILL		97.87	978,728.00	(21,272.00)	(21,272.00)	1.90	1.90	3.43
Security Type Sub-Total		3,175,000.00				3,150,891.03	(24,108.97)	(24,108.97)	0.90	0.90	3.03
Managed Account Sub-Total		39,300,000.00				38,856,473.29	(213,782.07)	(268,809.21)	1.04	1.04	2.77

Managed Account Fair Market Value & Analytics

For the Month Ending **November 30, 2018**

CITY OF CHARLOTTESVILLE - CITY OF CHARLOTTESVILLE - 995328 - (14201376)

Security Type/Description Dated Date/Coupon/Maturity	CUSIP	Par	Broker	Next Call Date	Market Price	Market Value	Unreal G/L On Cost	Unreal G/L Amort Cost	Effective Duration	Duration to Worst at Mkt	YTM
Money Market Mutual Fund											
PFM Funds - Govt Select, Instl Cl		2,644,179.36			1.00	2,644,179.36	0.00	0.00	0.00	0.00	
Money Market Sub-Total		2,644,179.36				2,644,179.36	0.00	0.00	0.00	0.00	
Securities Sub-Total		\$41,944,179.36				\$41,500,652.65	(\$213,782.07)	(\$268,809.21)	1.04	1.04	2.77%
Accrued Interest						\$121,119.05					
Total Investments						\$41,621,771.70					

Managed Account Security Transactions & Interest

For the Month Ending **November 30, 2018**

CITY OF CHARLOTTESVILLE - CITY OF CHARLOTTESVILLE - 995328 - (14201376)

Transaction Type	Trade	Settle	Security Description	CUSIP	Par	Principal Proceeds	Accrued Interest	Total	Realized G/L Cost	Realized G/L Amort Cost	Sale Method
BUY											
	11/01/18	11/01/18	CANADIAN IMPERIAL HOLDING COMM PAPER DTD 11/01/2018 0.000% 07/29/2019	13607FUV6	1,000,000.00	(978,475.00)	0.00	(978,475.00)			
	11/05/18	11/07/18	MICROSOFT CORP (CALLABLE) NOTE DTD 02/12/2015 2.375% 02/12/2022	594918BA1	750,000.00	(729,495.00)	(4,205.73)	(733,700.73)			

Transaction Type Sub-Total **1,750,000.00** **(1,707,970.00)** **(4,205.73)** **(1,712,175.73)**

INTEREST											
	11/03/18	11/03/18	MICROSOFT CORP NOTES DTD 11/03/2015 1.300% 11/03/2018	594918BF0	735,000.00	0.00	4,777.50	4,777.50			
	11/10/18	11/10/18	JOHNSON & JOHNSON CORP NOTE DTD 11/10/2017 1.950% 11/10/2020	478160CH5	215,000.00	0.00	2,096.25	2,096.25			
	11/16/18	11/16/18	CHEVRON CORP CORP NOTES DTD 11/17/2015 1.790% 11/16/2018	166764BA7	700,000.00	0.00	6,265.00	6,265.00			
	11/16/18	11/16/18	SWEDBANK (NEW YORK) CERT DEPOS DTD 11/17/2017 2.270% 11/16/2020	87019U6D6	1,000,000.00	0.00	11,602.22	11,602.22			
	11/30/18	11/30/18	US TREASURY NOTES DTD 12/01/2014 1.500% 11/30/2019	912828G61	2,275,000.00	0.00	17,062.50	17,062.50			
	11/30/18	11/30/18	NORDEA BANK FINLAND NY CD DTD 12/05/2016 1.760% 11/30/2018	65558LWA6	800,000.00	0.00	7,196.44	7,196.44			
	11/30/18	11/30/18	US TREASURY NOTES DTD 06/01/2015 1.500% 05/31/2020	912828XE5	1,100,000.00	0.00	8,250.00	8,250.00			

Transaction Type Sub-Total **6,825,000.00** **0.00** **57,249.91** **57,249.91**

MATURITY											
	11/03/18	11/03/18	MICROSOFT CORP NOTES DTD 11/03/2015 1.300% 11/03/2018	594918BF0	735,000.00	735,000.00	0.00	735,000.00	735.00	0.00	
	11/07/18	11/07/18	CREDIT AGRICOLE CIB NY COMM PAPER DTD 05/11/2018 0.000% 11/07/2018	22533UL76	1,000,000.00	1,000,000.00	0.00	1,000,000.00	11,950.00	0.00	
	11/16/18	11/16/18	CHEVRON CORP CORP NOTES DTD 11/17/2015 1.790% 11/16/2018	166764BA7	700,000.00	700,000.00	0.00	700,000.00	0.00	0.00	

Managed Account Security Transactions & Interest

For the Month Ending **November 30, 2018**

CITY OF CHARLOTTESVILLE - CITY OF CHARLOTTESVILLE - 995328 - (14201376)

Transaction Type		Security Description	CUSIP	Par	Principal Proceeds	Accrued Interest	Total	Realized G/L Cost	Realized G/L Amort Cost	Sale Method
Trade	Settle									
MATURITY										
11/30/18	11/30/18	NORDEA BANK FINLAND NY CD DTD 12/05/2016 1.760% 11/30/2018	65558LWA6	800,000.00	800,000.00	0.00	800,000.00	0.00	0.00	
Transaction Type Sub-Total				3,235,000.00	3,235,000.00	0.00	3,235,000.00	12,685.00	0.00	
Managed Account Sub-Total					1,527,030.00	53,044.18	1,580,074.18	12,685.00	0.00	
Total Security Transactions					\$1,527,030.00	\$53,044.18	\$1,580,074.18	\$12,685.00	\$0.00	

Account Statement

For the Month Ending **November 30, 2018**

CITY OF CHARLOTTESVILLE - CITY OF CHARLOTTESVILLE - 995328

Trade Date	Settlement Date	Transaction Description	Share or Unit Price	Dollar Amount of Transaction	Total Shares Owned
PFM Funds - Govt Select, Instl Cl					
Opening Balance					1,066,009.68
11/01/18	11/01/18	Redemption - Principal 13607FUV6	1.00	(978,475.00)	87,534.68
11/05/18	11/05/18	Purchase - Interest 594918BF0	1.00	4,777.50	92,312.18
11/05/18	11/05/18	Purchase - Principal 594918BF0	1.00	735,000.00	827,312.18
11/07/18	11/07/18	Purchase - Principal 22533UL76	1.00	1,000,000.00	1,827,312.18
11/07/18	11/07/18	Redemption - Interest 594918BA1	1.00	(4,205.73)	1,823,106.45
11/07/18	11/07/18	Redemption - Principal 594918BA1	1.00	(729,495.00)	1,093,611.45
11/13/18	11/13/18	Purchase - Interest 478160CH5	1.00	2,096.25	1,095,707.70
11/16/18	11/16/18	Purchase - Interest 166764BA7	1.00	6,265.00	1,101,972.70
11/16/18	11/16/18	Purchase - Interest 87019U6D6	1.00	11,602.22	1,113,574.92
11/16/18	11/16/18	Purchase - Principal 166764BA7	1.00	700,000.00	1,813,574.92
11/27/18	11/27/18	IP Fees October 2018	1.00	(4,020.31)	1,809,554.61
11/27/18	11/27/18	U.S. Bank Fees September 2018	1.00	(142.93)	1,809,411.68
11/30/18	11/30/18	Purchase - Interest 65558LWA6	1.00	7,196.44	1,816,608.12
11/30/18	11/30/18	Purchase - Interest 912828G61	1.00	17,062.50	1,833,670.62
11/30/18	11/30/18	Purchase - Interest 912828XE5	1.00	8,250.00	1,841,920.62
11/30/18	11/30/18	Purchase - Principal 65558LWA6	1.00	800,000.00	2,641,920.62
11/30/18	12/03/18	Accrual Income Div Reinvestment - Distributions	1.00	2,258.74	2,644,179.36

Account Statement

For the Month Ending **November 30, 2018**

CITY OF CHARLOTTESVILLE - CITY OF CHARLOTTESVILLE - 995328

Trade Date	Settlement Date	Transaction Description	Share or Unit Price	Dollar Amount of Transaction	Total Shares Owned
Closing Balance					2,644,179.36
		Month of November	Fiscal YTD July-November		
Opening Balance		1,066,009.68	30,196.80	Closing Balance	2,644,179.36
Purchases		3,294,508.65	14,721,252.85	Average Monthly Balance	1,329,176.45
Redemptions (Excl. Checks)		(1,716,338.97)	(12,107,270.29)	Monthly Distribution Yield	2.06%
Check Disbursements		0.00	0.00		
Closing Balance		2,644,179.36	2,644,179.36		
Cash Dividends and Income		2,258.74	8,622.31		